



## Artus S

### SURFACE MOUNTED & SUSPENDED | TEC EM SERIES

Surface mounted luminaire with geometric form. They are discreet, with a pleasant design that harmonizes with a large number of spaces, including office spaces, meeting rooms and building entrances.

Artus S comes with particular technical specifications determined by various add-on and controls:

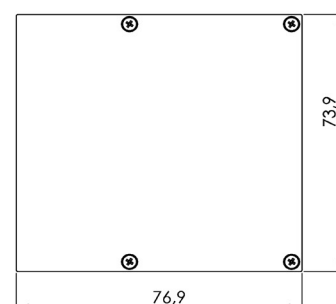
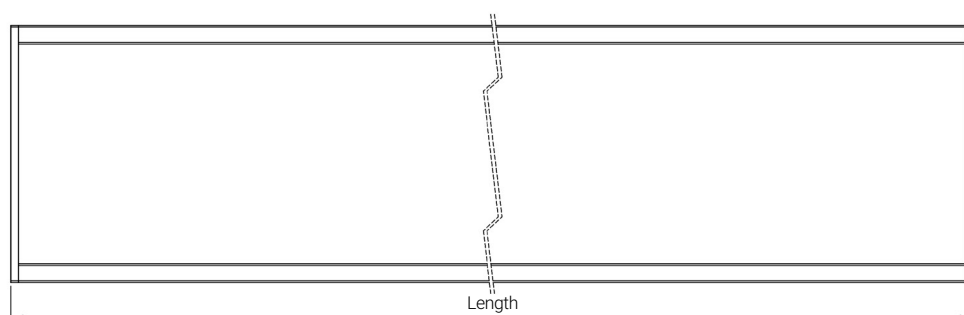
- Artus S TEC - standard specifications for office spaces
- Artus S TEC EM - with emergency kit
- Artus S ECO-DALI - with dimming
- Artus S ECO-DALI EM - with dimming and emergency options

### FEATURES & BENEFITS

- CRI 80 as standard
- 4 color temperatures: 3000K, 4000K, 5000K, 6500K
- Long rated life: L90/B10 @50.000h
- Luminaire efficiency: 122 lm/W @4000K
- With emergency kits of 1h and 3 h (EM series only)

### APPLICATION

Office | Healthcare | Hospitality | DIY



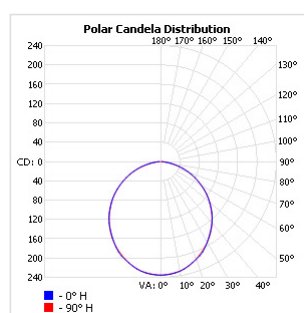
## SPECIFICATIONS

Power consumption	15W, 25W, 32W, 38W, 50W	23W, 33W, 37W, 50W, 60W
Dimensions	1168 x 76.9 x 73.9±1mm	1454 x 76.9 x 73.9±1mm
Weight	4.8 - 4.9 kg	5.7 - 5.8 kg
Housing materials	Aluminum & Polycarbonate	
IK code	IK04	
THD (at 230V, 50Hz, Full load)	<8%	
Protection class	Safety class 1	
Operating temperature [°C]	+5C...+45C/+41F...+113F	
Operating humidity [%]	10 ÷ 85	
Power factor	≥0.95	
AC Input [Vac]	220 - 240 VAC	
Lens angle [°]	110°	
Lifespan [h]	50,000	
Housing color	● Anodised grey ● Anodised black	
Lumen maintenance	L90/B10@50.000h at 25°C	
IP factor	IP40	
Control optional	For product information please see <b>Artus S ECO-DALI EM</b> datasheet	
Warranty [years]	5	
Storage temperature range [°C]	+5...+25°C / +41F...+77F	
Emergency option	EM1H, EM3H	

Light application	Standard
CRI	CRI 80
CCT [K]	3000K/4000K/5000K/6500K
MacAdam	4

CRI - Color rendering, CCT - Color temperature, MacAdam - Color consistency

## LIGHT DISTRIBUTION



A110

**RISK GROUP****RG1**

The evaluation of photobiological safety is carried out according to the standard IEC 62471:2008 ("Photobiological safety of lamps and lamp systems"). Following the definition of the risk grouping system of the mentioned IEC standard, the LEDs mounted on this family fall into the class "Low Risk (RG1 – No photobiological hazard under normal behavioral limitations)". Under real circumstances (regarding exposure time, pupils, observation distance), it is assumed that there is no endangerment to the eye from these devices. As a matter of principle, however, it should be mentioned that intense light sources have a high secondary exposure potential due to their blinding effect.

**TOLERANCES**

**Luminous flux tolerances:** -/+ 5%

**Consumption tolerance:** -/+ 5% for TEC | -/+ 10% for TEC & KIT EM | -/+ 10% for ECO-DALI | -/+ 15% for ECO-DALI & KIT EM

**BATTERY WARRANTY**

**TEC EM & ECO EM:** 12 months warranty

**TEC & ECO:** -

**MAXIMUM NO. OF LUMINAIRES ON A CIRCUIT**

Power	Driver type	Control type	Circuit Breaker Type						
			Amperage	B			C		
				20	16	10	20	16	10
< 50W		TEC		37	30	18	62	51	31
≥ 50W		TEC		37	30	18	62	51	31
< 80W		ECO		27	21	13	45	35	21

## SKU SPECIFICATIONS

Product Code	Dimensions (mm)	CCT (K)	Lumens (lm)	Power (W)	Eff. (lm/watt)	Lens Angle (°)
<b>CRI 80</b>						
101152 Artus 120S/3000/15W/80/EM1H	1168 x 76.9 x 73.9 ± 1mm	3000	1660	15W	111	110°
101153 Artus 120S/4000/15W/80/EM1H	1168 x 76.9 x 73.9 ± 1mm	4000	1730	15W	116	110°
101154 Artus 120S/5000/15W/80/EM1H	1168 x 76.9 x 73.9 ± 1mm	5000	1775	15W	119	110°
101155 Artus 120S/6500/15W/80/EM1H	1168 x 76.9 x 73.9 ± 1mm	6500	1730	15W	116	110°
101156 Artus 120S/3000/25W/80/EM1H	1168 x 76.9 x 73.9 ± 1mm	3000	2745	25W	110	110°
101157 Artus 120S/4000/25W/80/EM1H	1168 x 76.9 x 73.9 ± 1mm	4000	2860	25W	115	110°
101158 Artus 120S/5000/25W/80/EM1H	1168 x 76.9 x 73.9 ± 1mm	5000	2940	25W	118	110°
101159 Artus 120S/6500/25W/80/EM1H	1168 x 76.9 x 73.9 ± 1mm	6500	2860	25W	115	110°
101160 Artus 120S/3000/32W/80/EM1H	1168 x 76.9 x 73.9 ± 1mm	3000	3505	32W	110	110°
101161 Artus 120S/4000/32W/80/EM1H	1168 x 76.9 x 73.9 ± 1mm	4000	3655	32W	115	110°
101162 Artus 120S/5000/32W/80/EM1H	1168 x 76.9 x 73.9 ± 1mm	5000	3750	32W	118	110°
101163 Artus 120S/6500/32W/80/EM1H	1168 x 76.9 x 73.9 ± 1mm	6500	3655	32W	115	110°
101164 Artus 120S/3000/38W/80/EM1H	1168 x 76.9 x 73.9 ± 1mm	3000	4135	38W	109	110°
101165 Artus 120S/4000/38W/80/EM1H	1168 x 76.9 x 73.9 ± 1mm	4000	4310	38W	114	110°
101166 Artus 120S/5000/38W/80/EM1H	1168 x 76.9 x 73.9 ± 1mm	5000	4425	38W	117	110°
101167 Artus 120S/6500/38W/80/EM1H	1168 x 76.9 x 73.9 ± 1mm	6500	4310	38W	114	110°
101168 Artus 120S/3000/50W/80/EM1H	1168 x 76.9 x 73.9 ± 1mm	3000	5065	50W	102	110°
101169 Artus 120S/4000/50W/80/EM1H	1168 x 76.9 x 73.9 ± 1mm	4000	5280	50W	106	110°
101170 Artus 120S/5000/50W/80/EM1H	1168 x 76.9 x 73.9 ± 1mm	5000	5425	50W	109	110°
101171 Artus 120S/6500/50W/80/EM1H	1168 x 76.9 x 73.9 ± 1mm	6500	5280	50W	106	110°
101172 Artus 150S/3000/23W/80/EM1H	1454 x 76.9 x 73.9 ± 1mm	3000	2660	23W	116	110°
101173 Artus 150S/4000/23W/80/EM1H	1454 x 76.9 x 73.9 ± 1mm	4000	2775	23W	121	110°
101174 Artus 150S/5000/23W/80/EM1H	1454 x 76.9 x 73.9 ± 1mm	5000	2850	23W	124	110°
101175 Artus 150S/6500/23W/80/EM1H	1454 x 76.9 x 73.9 ± 1mm	6500	2775	23W	121	110°
101176 Artus 150S/3000/33W/80/EM1H	1454 x 76.9 x 73.9 ± 1mm	3000	3860	33W	117	110°
101177 Artus 150S/4000/33W/80/EM1H	1454 x 76.9 x 73.9 ± 1mm	4000	4025	33W	122	110°
101178 Artus 150S/5000/33W/80/EM1H	1454 x 76.9 x 73.9 ± 1mm	5000	4130	33W	126	110°
101179 Artus 150S/6500/33W/80/EM1H	1454 x 76.9 x 73.9 ± 1mm	6500	4025	33W	122	110°
101180 Artus 150S/3000/37W/80/EM1H	1454 x 76.9 x 73.9 ± 1mm	3000	4150	37W	113	110°
101181 Artus 150S/4000/37W/80/EM1H	1454 x 76.9 x 73.9 ± 1mm	4000	4325	37W	117	110°
101182 Artus 150S/5000/37W/80/EM1H	1454 x 76.9 x 73.9 ± 1mm	5000	4440	37W	120	110°
101183 Artus 150S/6500/37W/80/EM1H	1454 x 76.9 x 73.9 ± 1mm	6500	4325	37W	117	110°
101184 Artus 150S/3000/50W/80/EM1H	1454 x 76.9 x 73.9 ± 1mm	3000	5140	50W	103	110°
101185 Artus 150S/4000/50W/80/EM1H	1454 x 76.9 x 73.9 ± 1mm	4000	5355	50W	108	110°
101186 Artus 150S/5000/50W/80/EM1H	1454 x 76.9 x 73.9 ± 1mm	5000	5500	50W	110	110°
101187 Artus 150S/6500/50W/80/EM1H	1454 x 76.9 x 73.9 ± 1mm	6500	5355	50W	108	110°
101188 Artus 150S/3000/60W/80/EM1H	1454 x 76.9 x 73.9 ± 1mm	3000	6260	60W	105	110°
101189 Artus 150S/4000/60W/80/EM1H	1454 x 76.9 x 73.9 ± 1mm	4000	6525	60W	109	110°
101190 Artus 150S/5000/60W/80/EM1H	1454 x 76.9 x 73.9 ± 1mm	5000	6700	60W	112	110°
101191 Artus 150S/6500/60W/80/EM1H	1454 x 76.9 x 73.9 ± 1mm	6500	6525	60W	109	110°
101248 Artus 120S/3000/15W/80/EM3H	1168 x 76.9 x 73.9 ± 1mm	3000	1660	15W	111	110°
101249 Artus 120S/4000/15W/80/EM3H	1168 x 76.9 x 73.9 ± 1mm	4000	1730	15W	116	110°
101250 Artus 120S/5000/15W/80/EM3H	1168 x 76.9 x 73.9 ± 1mm	5000	1775	15W	119	110°
101251 Artus 120S/6500/15W/80/EM3H	1168 x 76.9 x 73.9 ± 1mm	6500	1730	15W	116	110°
101252 Artus 120S/3000/25W/80/EM3H	1168 x 76.9 x 73.9 ± 1mm	3000	2745	25W	110	110°
101253 Artus 120S/4000/25W/80/EM3H	1168 x 76.9 x 73.9 ± 1mm	4000	2860	25W	115	110°
101254 Artus 120S/5000/25W/80/EM3H	1168 x 76.9 x 73.9 ± 1mm	5000	2940	25W	118	110°
101255 Artus 120S/6500/25W/80/EM3H	1168 x 76.9 x 73.9 ± 1mm	6500	2860	25W	115	110°
101256 Artus 120S/3000/32W/80/EM3H	1168 x 76.9 x 73.9 ± 1mm	3000	3505	32W	110	110°
101257 Artus 120S/4000/32W/80/EM3H	1168 x 76.9 x 73.9 ± 1mm	4000	3655	32W	115	110°

## SKU SPECIFICATIONS

Product Code	Dimensions (mm)	CCT (K)	Lumens (lm)	Power (W)	Eff. (lm/watt)	Lens Angle (°)
<b>CRI 80</b>						
101258 Artus 120S/5000/32W/80/EM3H	1168 x 76.9 x 73.9 ± 1mm	5000	3750	32W	118	110°
101259 Artus 120S/6500/32W/80/EM3H	1168 x 76.9 x 73.9 ± 1mm	6500	3655	32W	115	110°
101260 Artus 120S/3000/38W/80/EM3H	1168 x 76.9 x 73.9 ± 1mm	3000	4135	38W	109	110°
101261 Artus 120S/4000/38W/80/EM3H	1168 x 76.9 x 73.9 ± 1mm	4000	4310	38W	114	110°
101262 Artus 120S/5000/38W/80/EM3H	1168 x 76.9 x 73.9 ± 1mm	5000	4425	38W	117	110°
101263 Artus 120S/6500/38W/80/EM3H	1168 x 76.9 x 73.9 ± 1mm	6500	4310	38W	114	110°
101264 Artus 120S/3000/50W/80/EM3H	1168 x 76.9 x 73.9 ± 1mm	3000	5065	50W	102	110°
101265 Artus 120S/4000/50W/80/EM3H	1168 x 76.9 x 73.9 ± 1mm	4000	5280	50W	106	110°
101266 Artus 120S/5000/50W/80/EM3H	1168 x 76.9 x 73.9 ± 1mm	5000	5425	50W	109	110°
101267 Artus 120S/6500/50W/80/EM3H	1168 x 76.9 x 73.9 ± 1mm	6500	5280	50W	106	110°
101268 Artus 150S/3000/23W/80/EM3H	1454 x 76.9 x 73.9 ± 1mm	3000	2660	23W	116	110°
101269 Artus 150S/4000/23W/80/EM3H	1454 x 76.9 x 73.9 ± 1mm	4000	2775	23W	121	110°
101270 Artus 150S/5000/23W/80/EM3H	1454 x 76.9 x 73.9 ± 1mm	5000	2850	23W	124	110°
101271 Artus 150S/6500/23W/80/EM3H	1454 x 76.9 x 73.9 ± 1mm	6500	2775	23W	121	110°
101272 Artus 150S/3000/33W/80/EM3H	1454 x 76.9 x 73.9 ± 1mm	3000	3860	33W	117	110°
101273 Artus 150S/4000/33W/80/EM3H	1454 x 76.9 x 73.9 ± 1mm	4000	4025	33W	122	110°
101274 Artus 150S/5000/33W/80/EM3H	1454 x 76.9 x 73.9 ± 1mm	5000	4130	33W	126	110°
101275 Artus 150S/6500/33W/80/EM3H	1454 x 76.9 x 73.9 ± 1mm	6500	4025	33W	122	110°
101276 Artus 150S/3000/37W/80/EM3H	1454 x 76.9 x 73.9 ± 1mm	3000	4150	37W	113	110°
101277 Artus 150S/4000/37W/80/EM3H	1454 x 76.9 x 73.9 ± 1mm	4000	4325	37W	117	110°
101278 Artus 150S/5000/37W/80/EM3H	1454 x 76.9 x 73.9 ± 1mm	5000	4440	37W	120	110°
101279 Artus 150S/6500/37W/80/EM3H	1454 x 76.9 x 73.9 ± 1mm	6500	4325	37W	117	110°
101280 Artus 150S/3000/50W/80/EM3H	1454 x 76.9 x 73.9 ± 1mm	3000	5140	50W	103	110°
101281 Artus 150S/4000/50W/80/EM3H	1454 x 76.9 x 73.9 ± 1mm	4000	5355	50W	108	110°
101282 Artus 150S/5000/50W/80/EM3H	1454 x 76.9 x 73.9 ± 1mm	5000	5500	50W	110	110°
101283 Artus 150S/6500/50W/80/EM3H	1454 x 76.9 x 73.9 ± 1mm	6500	5355	50W	108	110°
101284 Artus 150S/3000/60W/80/EM3H	1454 x 76.9 x 73.9 ± 1mm	3000	6260	60W	105	110°
101285 Artus 150S/4000/60W/80/EM3H	1454 x 76.9 x 73.9 ± 1mm	4000	6525	60W	109	110°
101286 Artus 150S/5000/60W/80/EM3H	1454 x 76.9 x 73.9 ± 1mm	5000	6700	60W	112	110°
101287 Artus 150S/6500/60W/80/EM3H	1454 x 76.9 x 73.9 ± 1mm	6500	6525	60W	109	110°
101152 Artus 120S/3000/15W/80/EM1H/B	1168 x 76.9 x 73.9 ± 1mm	3000	1660	15W	111	110°
101153 Artus 120S/4000/15W/80/EM1H/B	1168 x 76.9 x 73.9 ± 1mm	4000	1730	15W	116	110°
101154 Artus 120S/5000/15W/80/EM1H/B	1168 x 76.9 x 73.9 ± 1mm	5000	1775	15W	119	110°
101155 Artus 120S/6500/15W/80/EM1H/B	1168 x 76.9 x 73.9 ± 1mm	6500	1730	15W	116	110°
101156 Artus 120S/3000/25W/80/EM1H/B	1168 x 76.9 x 73.9 ± 1mm	3000	2745	25W	110	110°
101157 Artus 120S/4000/25W/80/EM1H/B	1168 x 76.9 x 73.9 ± 1mm	4000	2860	25W	115	110°
101158 Artus 120S/5000/25W/80/EM1H/B	1168 x 76.9 x 73.9 ± 1mm	5000	2940	25W	118	110°
101159 Artus 120S/6500/25W/80/EM1H/B	1168 x 76.9 x 73.9 ± 1mm	6500	2860	25W	115	110°
101160 Artus 120S/3000/32W/80/EM1H/B	1168 x 76.9 x 73.9 ± 1mm	3000	3505	32W	110	110°
101161 Artus 120S/4000/32W/80/EM1H/B	1168 x 76.9 x 73.9 ± 1mm	4000	3655	32W	115	110°
101162 Artus 120S/5000/32W/80/EM1H/B	1168 x 76.9 x 73.9 ± 1mm	5000	3750	32W	118	110°
101163 Artus 120S/6500/32W/80/EM1H/B	1168 x 76.9 x 73.9 ± 1mm	6500	3655	32W	115	110°
101164 Artus 120S/3000/38W/80/EM1H/B	1168 x 76.9 x 73.9 ± 1mm	3000	4135	38W	109	110°
101165 Artus 120S/4000/38W/80/EM1H/B	1168 x 76.9 x 73.9 ± 1mm	4000	4310	38W	114	110°
101166 Artus 120S/5000/38W/80/EM1H/B	1168 x 76.9 x 73.9 ± 1mm	5000	4425	38W	117	110°
101167 Artus 120S/6500/38W/80/EM1H/B	1168 x 76.9 x 73.9 ± 1mm	6500	4310	38W	114	110°
101168 Artus 120S/3000/50W/80/EM1H/B	1168 x 76.9 x 73.9 ± 1mm	3000	5065	50W	102	110°
101169 Artus 120S/4000/50W/80/EM1H/B	1168 x 76.9 x 73.9 ± 1mm	4000	5280	50W	106	110°
101170 Artus 120S/5000/50W/80/EM1H/B	1168 x 76.9 x 73.9 ± 1mm	5000	5425	50W	109	110°
101171 Artus 120S/6500/50W/80/EM1H/B	1168 x 76.9 x 73.9 ± 1mm	6500	5280	50W	106	110°

## SKU SPECIFICATIONS

Product Code	Dimensions (mm)	CCT (K)	Lumens (lm)	Power (W)	Eff. (lm/watt)	Lens Angle (°)
<b>CRI 80</b>						
101172 Artus 150S/3000/23W/80/EM1H/B	1454 x 76.9 x 73.9 ± 1mm	3000	2660	23W	116	110°
101173 Artus 150S/4000/23W/80/EM1H/B	1454 x 76.9 x 73.9 ± 1mm	4000	2775	23W	121	110°
101174 Artus 150S/5000/23W/80/EM1H/B	1454 x 76.9 x 73.9 ± 1mm	5000	2850	23W	124	110°
101175 Artus 150S/6500/23W/80/EM1H/B	1454 x 76.9 x 73.9 ± 1mm	6500	2775	23W	121	110°
101176 Artus 150S/3000/33W/80/EM1H/B	1454 x 76.9 x 73.9 ± 1mm	3000	3860	33W	117	110°
101177 Artus 150S/4000/33W/80/EM1H/B	1454 x 76.9 x 73.9 ± 1mm	4000	4025	33W	122	110°
101178 Artus 150S/5000/33W/80/EM1H/B	1454 x 76.9 x 73.9 ± 1mm	5000	4130	33W	126	110°
101179 Artus 150S/6500/33W/80/EM1H/B	1454 x 76.9 x 73.9 ± 1mm	6500	4025	33W	122	110°
101180 Artus 150S/3000/37W/80/EM1H/B	1454 x 76.9 x 73.9 ± 1mm	3000	4150	37W	113	110°
101181 Artus 150S/4000/37W/80/EM1H/B	1454 x 76.9 x 73.9 ± 1mm	4000	4325	37W	117	110°
101182 Artus 150S/5000/37W/80/EM1H/B	1454 x 76.9 x 73.9 ± 1mm	5000	4440	37W	120	110°
101183 Artus 150S/6500/37W/80/EM1H/B	1454 x 76.9 x 73.9 ± 1mm	6500	4325	37W	117	110°
101184 Artus 150S/3000/50W/80/EM1H/B	1454 x 76.9 x 73.9 ± 1mm	3000	5140	50W	103	110°
101185 Artus 150S/4000/50W/80/EM1H/B	1454 x 76.9 x 73.9 ± 1mm	4000	5355	50W	108	110°
101186 Artus 150S/5000/50W/80/EM1H/B	1454 x 76.9 x 73.9 ± 1mm	5000	5500	50W	110	110°
101187 Artus 150S/6500/50W/80/EM1H/B	1454 x 76.9 x 73.9 ± 1mm	6500	5355	50W	108	110°
101188 Artus 150S/3000/60W/80/EM1H/B	1454 x 76.9 x 73.9 ± 1mm	3000	6260	60W	105	110°
101189 Artus 150S/4000/60W/80/EM1H/B	1454 x 76.9 x 73.9 ± 1mm	4000	6525	60W	109	110°
101190 Artus 150S/5000/60W/80/EM1H/B	1454 x 76.9 x 73.9 ± 1mm	5000	6700	60W	112	110°
101191 Artus 150S/6500/60W/80/EM1H/B	1454 x 76.9 x 73.9 ± 1mm	6500	6525	60W	109	110°
101248 Artus 120S/3000/15W/80/EM3H/B	1168 x 76.9 x 73.9 ± 1mm	3000	1660	15W	111	110°
101249 Artus 120S/4000/15W/80/EM3H/B	1168 x 76.9 x 73.9 ± 1mm	4000	1730	15W	116	110°
101250 Artus 120S/5000/15W/80/EM3H/B	1168 x 76.9 x 73.9 ± 1mm	5000	1775	15W	119	110°
101251 Artus 120S/6500/15W/80/EM3H/B	1168 x 76.9 x 73.9 ± 1mm	6500	1730	15W	116	110°
101252 Artus 120S/3000/25W/80/EM3H/B	1168 x 76.9 x 73.9 ± 1mm	3000	2745	25W	110	110°
101253 Artus 120S/4000/25W/80/EM3H/B	1168 x 76.9 x 73.9 ± 1mm	4000	2860	25W	115	110°
101254 Artus 120S/5000/25W/80/EM3H/B	1168 x 76.9 x 73.9 ± 1mm	5000	2940	25W	118	110°
101255 Artus 120S/6500/25W/80/EM3H/B	1168 x 76.9 x 73.9 ± 1mm	6500	2860	25W	115	110°
101256 Artus 120S/3000/32W/80/EM3H/B	1168 x 76.9 x 73.9 ± 1mm	3000	3505	32W	110	110°
101257 Artus 120S/4000/32W/80/EM3H/B	1168 x 76.9 x 73.9 ± 1mm	4000	3655	32W	115	110°
101258 Artus 120S/5000/32W/80/EM3H/B	1168 x 76.9 x 73.9 ± 1mm	5000	3750	32W	118	110°
101259 Artus 120S/6500/32W/80/EM3H/B	1168 x 76.9 x 73.9 ± 1mm	6500	3655	32W	115	110°
101260 Artus 120S/3000/38W/80/EM3H/B	1168 x 76.9 x 73.9 ± 1mm	3000	4135	38W	109	110°
101261 Artus 120S/4000/38W/80/EM3H/B	1168 x 76.9 x 73.9 ± 1mm	4000	4310	38W	114	110°
101262 Artus 120S/5000/38W/80/EM3H/B	1168 x 76.9 x 73.9 ± 1mm	5000	4425	38W	117	110°
101263 Artus 120S/6500/38W/80/EM3H/B	1168 x 76.9 x 73.9 ± 1mm	6500	4310	38W	114	110°
101264 Artus 120S/3000/50W/80/EM3H/B	1168 x 76.9 x 73.9 ± 1mm	3000	5065	50W	102	110°
101265 Artus 120S/4000/50W/80/EM3H/B	1168 x 76.9 x 73.9 ± 1mm	4000	5280	50W	106	110°
101266 Artus 120S/5000/50W/80/EM3H/B	1168 x 76.9 x 73.9 ± 1mm	5000	5425	50W	109	110°
101267 Artus 120S/6500/50W/80/EM3H/B	1168 x 76.9 x 73.9 ± 1mm	6500	5280	50W	106	110°
101268 Artus 150S/3000/23W/80/EM3H/B	1454 x 76.9 x 73.9 ± 1mm	3000	2660	23W	116	110°
101269 Artus 150S/4000/23W/80/EM3H/B	1454 x 76.9 x 73.9 ± 1mm	4000	2775	23W	121	110°
101270 Artus 150S/5000/23W/80/EM3H/B	1454 x 76.9 x 73.9 ± 1mm	5000	2850	23W	124	110°
101271 Artus 150S/6500/23W/80/EM3H/B	1454 x 76.9 x 73.9 ± 1mm	6500	2775	23W	121	110°
101272 Artus 150S/3000/33W/80/EM3H/B	1454 x 76.9 x 73.9 ± 1mm	3000	3860	33W	117	110°
101273 Artus 150S/4000/33W/80/EM3H/B	1454 x 76.9 x 73.9 ± 1mm	4000	4025	33W	122	110°
101274 Artus 150S/5000/33W/80/EM3H/B	1454 x 76.9 x 73.9 ± 1mm	5000	4130	33W	126	110°
101275 Artus 150S/6500/33W/80/EM3H/B	1454 x 76.9 x 73.9 ± 1mm	6500	4025	33W	122	110°
101276 Artus 150S/3000/37W/80/EM3H/B	1454 x 76.9 x 73.9 ± 1mm	3000	4150	37W	113	110°
101277 Artus 150S/4000/37W/80/EM3H/B	1454 x 76.9 x 73.9 ± 1mm	4000	4325	37W	117	110°

## SKU SPECIFICATIONS

Product Code	Dimensions (mm)	CCT (K)	Lumens (lm)	Power (W)	Eff. (lm/watt)	Lens Angle (°)
<b>CRI 80</b>						
101278 Artus 150S/5000/37W/80/EM3H/B	1454 x 76.9 x 73.9 ± 1mm	5000	4440	37W	120	110°
101279 Artus 150S/6500/37W/80/EM3H/B	1454 x 76.9 x 73.9 ± 1mm	6500	4325	37W	117	110°
101280 Artus 150S/3000/50W/80/EM3H/B	1454 x 76.9 x 73.9 ± 1mm	3000	5140	50W	103	110°
101281 Artus 150S/4000/50W/80/EM3H/B	1454 x 76.9 x 73.9 ± 1mm	4000	5355	50W	108	110°
101282 Artus 150S/5000/50W/80/EM3H/B	1454 x 76.9 x 73.9 ± 1mm	5000	5500	50W	110	110°
101283 Artus 150S/6500/50W/80/EM3H/B	1454 x 76.9 x 73.9 ± 1mm	6500	5355	50W	108	110°
101284 Artus 150S/3000/60W/80/EM3H/B	1454 x 76.9 x 73.9 ± 1mm	3000	6260	60W	105	110°
101285 Artus 150S/4000/60W/80/EM3H/B	1454 x 76.9 x 73.9 ± 1mm	4000	6525	60W	109	110°
101286 Artus 150S/5000/60W/80/EM3H/B	1454 x 76.9 x 73.9 ± 1mm	5000	6700	60W	112	110°
101287 Artus 150S/6500/60W/80/EM3H/B	1454 x 76.9 x 73.9 ± 1mm	6500	6525	60W	109	110°