



## Dion U

### SURFACE MOUNTED | NON-DALI SERIES

This round shaped wall light provides beautiful accent lighting with direct/indirect distribution of the luminous flux.

It can offer 2 different color temperatures and the high quality build ensures optimal protection from dust and water while still delivering high efficiency.

Available in two series, with different add-ons and controls:

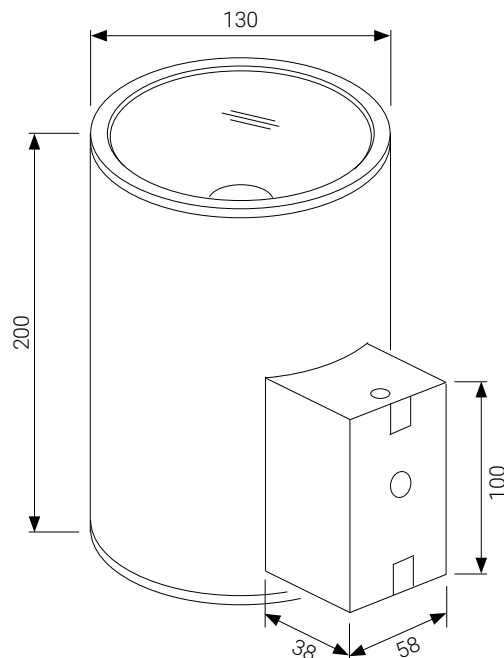
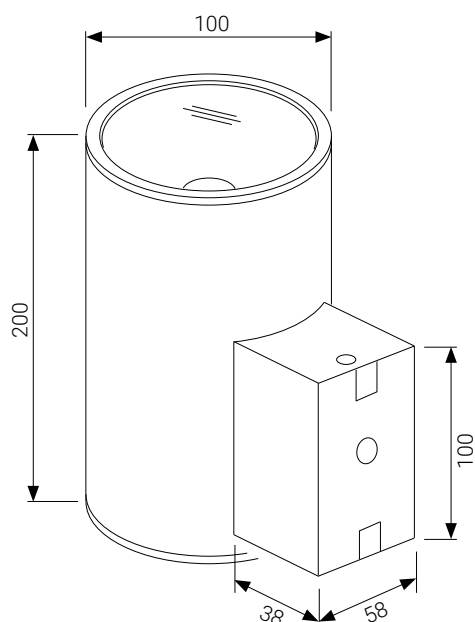
- Dion U Non-DALI – the standard for any project
- Dion U DALI – with DALI controls for illumination adjustment

### APPLICATION

Grocery & Supermarket | Office | Healthcare | Hospitality | DIY

### FEATURES & BENEFITS

- CRI  $\geq 80$  as standard
- 2 color temperatures: 3000K, 4000K
- Long rated life: L90/B10 @50.000h
- High ingress protection: IP65



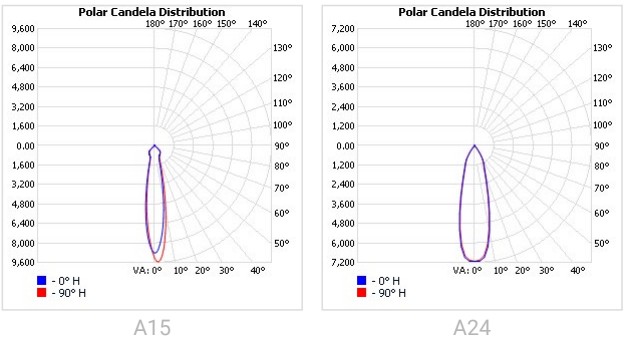
SPECIFICATIONS

Power consumption	12W	24W
Dimensions	Ø100x200mm±1mm	Ø130x200mm±1mm
Weight	0.798 Kg	1.345 Kg
Housing materials	Aluminium, Glass	
IK code	IK06	
THD (at 230V, 50Hz, Full load)	10%	
Protection class	Safety class 1	
Operating temperature [°C]	-40°C ... +55°C / -40F...+131F	
Operating humidity [%]	10 ÷ 85	
Power factor	0.95	
AC Input [Vac]	220 - 240 VAC	
Lens angle [°]	15°, 24°	
Lifespan [h]	50.000	
Housing color	○ RAL 9001 - White Finishing, ● RAL 9011 - Black, ● RAL 9006 - Matt Grey	
Lumen maintenance	L90/B10@50.000h at 25°C	
IP factor	IP65	
Control optional	-	
Warranty [years]	3	
Storage temperature range [°C]	-20°C ... +45°C / -4F ... +113F	
Emergency option	-	

Aplicații	Standard
CRI	CRI 80
CCT [K]	3000K/4000K
MacAdam	3

CRI - Color rendering, CCT - Color temperature, MacAdam - Color consistency

LIGHT DISTRIBUTION



## TOLERANCES

**Luminous flux tolerances:** -/+ 5%

**Consumption tolerance:** -/+ 5% for Non-DALI | -/+ 10% for Non-DALI & KIT EM | -/+ 10% for DALI | -/+ 15% for DALI & KIT EM

## BATTERY WARRANTY

**Non-DALI EM & DALI EM:** 12 months warranty

**Non-DALI & DALI:** -

## MAXIMUM NO. OF LUMINAIRES ON A CIRCUIT

Luminaire Power(W)	Control type	Circuit Breaker Type					
		B			C		
		20	16	10	20	16	10
12W	Non-DALI	-	-	-	-	-	-
24W	Non-DALI	-	-	-	-	-	-
12W	DALI	133	106	66	133	106	66
24W	DALI	80	64	40	80	64	40

## RISK GROUP

<b>Standard (CRI80)</b>	RG1	<b>RG1</b> The evaluation of photobiological safety is carried out according to the standard IEC 62471:2008 ("Photobiological safety of lamps and lamp systems"). Following the definition of the risk grouping system of the mentioned IEC standard, the LEDs mounted on this family fall into the class "Low Risk (RG1 – No photobiological hazard under normal behavioral limitations)". Under real circumstances (regarding exposure time, pupils, observation distance), it is assumed that there is no endangerment to the eye from these devices. As a matter of principle, however, it should be mentioned that intense light sources have a high secondary exposure potential due to their blinding effect.
<b>FOOD (BVF, FBS, FSM)</b>	RG1	
<b>FOOD &lt;20W (FZM, FSH)</b>	RG2 (dthr=1.8m)	
<b>FOOD &gt;20W (FZM, FSH)</b>	RG2 (dthr=2.2m)	
<b>FAS</b>	RG1	
<b>AMB2200</b>	RG1	<b>RG2</b> The evaluation of photobiological safety is carried out according to the standard IEC 62471:2008 ("Photobiological safety of lamps and lamp systems"). Following the definition of the risk grouping system of the mentioned IEC standard, the LEDs mounted on this family fall into the class "Moderate Risk (RG2)". Under real circumstances (regarding exposure time, pupils, observation distance), it is assumed that there is no endangerment to the eye from these devices. As a matter of principle, however, it should be mentioned that intense light sources have a high secondary exposure potential due to their blinding effect.
<b>ART</b>	RG1	
<b>AGI</b>	RG1	
<b>CRI90</b>	RG1	
<b>CRI95</b>	RG1	
<b>ENT</b>	RG1	

SKU SPECIFICATIONS

Product Code	Dimensions (mm)	CCT (K)	Lumens (lm)	Power (W)	Eff. (lm/watt)	Lens Angle (°)
CRI 80						
196100 DionU S1001-1/3000/12W/80/A15	Ø100x200mm±1mm	3000	1220	12W	102	15°
196101 DionU S1001-1/4000/12W/80/A15	Ø100x200mm±1mm	4000	1220	12W	102	15°
196102 DionU S1001-1/3000/12W/80/A24	Ø100x200mm±1mm	3000	1220	12W	102	24°
196103 DionU S1001-1/4000/12W/80/A24	Ø100x200mm±1mm	4000	1220	12W	102	24°
196108 DionU S1001-1/3000/24W/80/A15	Ø130x200mm±1mm	3000	1255	24W	52	15°
196109 DionU S1001-1/4000/24W/80/A15	Ø130x200mm±1mm	4000	1255	24W	52	15°
196110 DionU S1001-1/3000/24W/80/A24	Ø130x200mm±1mm	3000	1255	24W	52	24°
196111 DionU S1001-1/4000/24W/80/A24	Ø130x200mm±1mm	4000	1255	24W	52	24°

\* Preliminary data sheet  
Technical specifications can be modified without prior notice. All information is property of Greentek Lighting.  
The presentation picture is for information purposes only. Latest document update: August 18, 2025 12:50 PM. [www.greentek.eu](http://www.greentek.eu)