



Artus S

SURFACE MOUNTED & SUSPENDED | ECO-DALI SERIES

Surface mounted luminaire with geometric form. They are discreet, with a pleasant design that harmonizes with a large number of spaces, including office spaces, meeting rooms and building entrances.

Artus S comes with particular technical specifications determined by various add-on and controls:

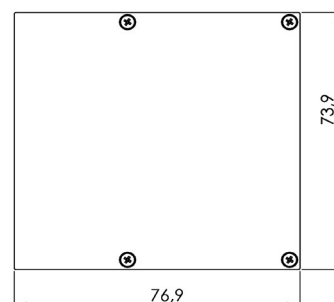
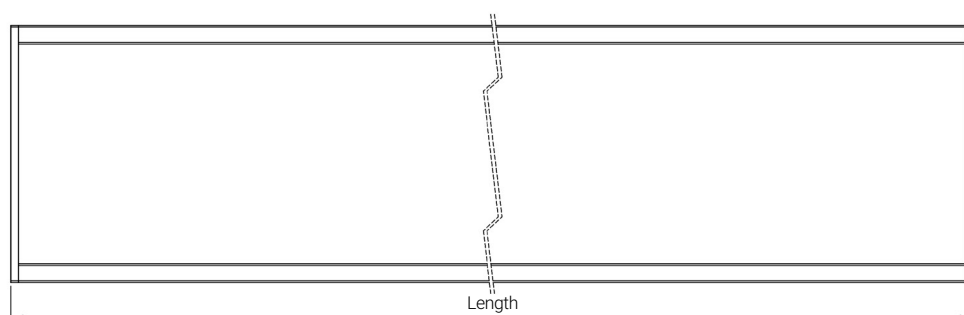
- Artus S TEC - standard specifications for office spaces
- Artus S TEC EM - with emergency kit
- **Artus S ECO-DALI - with dimming**
- Artus S ECO-DALI EM - with dimming and emergency options

FEATURES & BENEFITS

- CRI 80 as standard
- 4 color temperatures: 3000K, 4000K, 5000K, 6500K
- Long rated life: L90/B10 @50.000h
- Luminaire efficiency: 122lm/W @4000K
- With emergency kits of 1h and 3 h (EM series only)

APPLICATION

Office | Healthcare | Hospitality | DIY



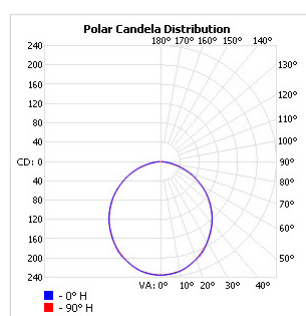
SPECIFICATIONS

Power consumption	8W, 15W	15W, 25W, 32W, 38W, 50W	23W, 33W, 37W, 50W, 60W
Dimensions	596 x 76.9 x 73.9 ± 1mm	1168 x 76.9 x 73.9 ± 1mm	1454 x 76.9 x 73.9 ± 1mm
Weight	2.8 Kg	4.6Kg	5.5Kg
Housing materials	Aluminum & Polycarbonate		
IK code	IK04		
THD (at 230V, 50Hz, Full load)	<9%		
Protection class	Safety class 1		
Operating temperature [°C]	-20 ... +45 °C / -4F ... +113F		
Operating humidity [%]	10 ÷ 85		
Power factor	≥0.95		
AC Input [Vac]	220 - 240 VAC		
Lens angle [°]	110°		
Lifespan [h]	50,000		
Housing color	● Anodised grey ● Anodised black		
Lumen maintenance	L90/B10@50.000h at 25°C		
IP factor	IP40		
Control optional	ECO-DALI		
Warranty [years]	-20...+55°C / -4F ... +131F		
Storage temperature range [°C]	For product information please see Artus S ECO-DALI EM datasheet		
Emergency option			

Light application	Standard
CRI	CRI 80
CCT [K]	3000K/4000K/5000K/6500K
MacAdam	4

CRI - Color rendering, CCT - Color temperature, MacAdam - Color consistency

LIGHT DISTRIBUTION



A110

RISK GROUP**RG1**

The evaluation of photobiological safety is carried out according to the standard IEC 62471:2008 ("Photobiological safety of lamps and lamp systems"). Following the definition of the risk grouping system of the mentioned IEC standard, the LEDs mounted on this family fall into the class "Low Risk (RG1 – No photobiological hazard under normal behavioral limitations)". Under real circumstances (regarding exposure time, pupils, observation distance), it is assumed that there is no endangerment to the eye from these devices. As a matter of principle, however, it should be mentioned that intense light sources have a high secondary exposure potential due to their blinding effect.

TOLERANCES

Luminous flux tolerances: -/+ 5%

Consumption tolerance: -/+ 5% for TEC | -/+ 10% for TEC & KIT EM | -/+ 10% for ECO-DALI | -/+ 15% for ECO-DALI & KIT EM

BATTERY WARRANTY

TEC EM & ECO EM: 12 months warranty

TEC & ECO: -

MAXIMUM NO. OF LUMINAIRES ON A CIRCUIT

Power	Driver type	Control type	Circuit Breaker Type						
			Amperage	B			C		
				20	16	10	20	16	10
< 50W		TEC		37	30	18	62	51	31
≥ 50W		TEC		37	30	18	62	51	31
< 80W		ECO		27	21	13	45	35	21

SKU SPECIFICATIONS

Product Code	Dimensions (mm)	CCT (K)	Lumens (lm)	Power (W)	Eff. (lm/watt)	Lens Angle (°)
CRI 80						
201048 Artus 60S/3000/8W/80	596 x 76.9 x 73.9 ± 1mm	3000	760	8W	95	110°
201049 Artus 60S/4000/8W/80	596 x 76.9 x 73.9 ± 1mm	4000	795	8W	100	110°
201050 Artus 60S/5000/8W/80	596 x 76.9 x 73.9 ± 1mm	5000	815	8W	102	110°
201051 Artus 60S/6500/8W/80	596 x 76.9 x 73.9 ± 1mm	6500	795	8W	100	110°
201052 Artus 60S/3000/15W/80	596 x 76.9 x 73.9 ± 1mm	3000	1305	15W	87	110°
201053 Artus 60S/4000/15W/80	596 x 76.9 x 73.9 ± 1mm	4000	1360	15W	91	110°
201054 Artus 60S/5000/15W/80	596 x 76.9 x 73.9 ± 1mm	5000	1400	15W	94	110°
201055 Artus 60S/6500/15W/80	596 x 76.9 x 73.9 ± 1mm	6500	1360	15W	91	110°
201056 Artus 120S/3000/15W/80	1168 x 76.9 x 73.9 ± 1mm	3000	1660	15W	111	110°
201057 Artus 120S/4000/15W/80	1168 x 76.9 x 73.9 ± 1mm	4000	1730	15W	116	110°
201058 Artus 120S/5000/15W/80	1168 x 76.9 x 73.9 ± 1mm	5000	1775	15W	119	110°
201059 Artus 120S/6500/15W/80	1168 x 76.9 x 73.9 ± 1mm	6500	1730	15W	116	110°
201060 Artus 120S/3000/25W/80	1168 x 76.9 x 73.9 ± 1mm	3000	2745	25W	110	110°
201061 Artus 120S/4000/25W/80	1168 x 76.9 x 73.9 ± 1mm	4000	2860	25W	115	110°
201062 Artus 120S/5000/25W/80	1168 x 76.9 x 73.9 ± 1mm	5000	2940	25W	118	110°
201063 Artus 120S/6500/25W/80	1168 x 76.9 x 73.9 ± 1mm	6500	2860	25W	115	110°
201064 Artus 120S/3000/32W/80	1168 x 76.9 x 73.9 ± 1mm	3000	3505	32W	110	110°
201065 Artus 120S/4000/32W/80	1168 x 76.9 x 73.9 ± 1mm	4000	3655	32W	115	110°
201066 Artus 120S/5000/32W/80	1168 x 76.9 x 73.9 ± 1mm	5000	3750	32W	118	110°
201067 Artus 120S/6500/32W/80	1168 x 76.9 x 73.9 ± 1mm	6500	3655	32W	115	110°
201068 Artus 120S/3000/38W/80	1168 x 76.9 x 73.9 ± 1mm	3000	4135	38W	109	110°
201069 Artus 120S/4000/38W/80	1168 x 76.9 x 73.9 ± 1mm	4000	4310	38W	114	110°
201070 Artus 120S/5000/38W/80	1168 x 76.9 x 73.9 ± 1mm	5000	4425	38W	117	110°
201071 Artus 120S/6500/38W/80	1168 x 76.9 x 73.9 ± 1mm	6500	4310	38W	114	110°
201072 Artus 120S/3000/50W/80	1168 x 76.9 x 73.9 ± 1mm	3000	5065	50W	102	110°
201073 Artus 120S/4000/50W/80	1168 x 76.9 x 73.9 ± 1mm	4000	5280	50W	106	110°
201074 Artus 120S/5000/50W/80	1168 x 76.9 x 73.9 ± 1mm	5000	5425	50W	109	110°
201075 Artus 120S/6500/50W/80	1168 x 76.9 x 73.9 ± 1mm	6500	5280	50W	106	110°
201076 Artus 150S/3000/23W/80	1454 x 76.9 x 73.9 ± 1mm	3000	2660	23W	116	110°
201077 Artus 150S/4000/23W/80	1454 x 76.9 x 73.9 ± 1mm	4000	2775	23W	121	110°
201078 Artus 150S/5000/23W/80	1454 x 76.9 x 73.9 ± 1mm	5000	2850	23W	124	110°
201079 Artus 150S/6500/23W/80	1454 x 76.9 x 73.9 ± 1mm	6500	2775	23W	121	110°
201080 Artus 150S/3000/33W/80	1454 x 76.9 x 73.9 ± 1mm	3000	3860	33W	117	110°
201081 Artus 150S/4000/33W/80	1454 x 76.9 x 73.9 ± 1mm	4000	4025	33W	122	110°
201082 Artus 150S/5000/33W/80	1454 x 76.9 x 73.9 ± 1mm	5000	4130	33W	126	110°
201083 Artus 150S/6500/33W/80	1454 x 76.9 x 73.9 ± 1mm	6500	4025	33W	122	110°
201084 Artus 150S/3000/37W/80	1454 x 76.9 x 73.9 ± 1mm	3000	4150	37W	113	110°
201085 Artus 150S/4000/37W/80	1454 x 76.9 x 73.9 ± 1mm	4000	4325	37W	117	110°
201086 Artus 150S/5000/37W/80	1454 x 76.9 x 73.9 ± 1mm	5000	4440	37W	120	110°
201087 Artus 150S/6500/37W/80	1454 x 76.9 x 73.9 ± 1mm	6500	4325	37W	117	110°
201088 Artus 150S/3000/50W/80	1454 x 76.9 x 73.9 ± 1mm	3000	5140	50W	103	110°
201089 Artus 150S/4000/50W/80	1454 x 76.9 x 73.9 ± 1mm	4000	5355	50W	108	110°
201090 Artus 150S/5000/50W/80	1454 x 76.9 x 73.9 ± 1mm	5000	5500	50W	110	110°
201091 Artus 150S/6500/50W/80	1454 x 76.9 x 73.9 ± 1mm	6500	5355	50W	108	110°
201092 Artus 150S/3000/60W/80	1454 x 76.9 x 73.9 ± 1mm	3000	6260	60W	105	110°
201093 Artus 150S/4000/60W/80	1454 x 76.9 x 73.9 ± 1mm	4000	6525	60W	109	110°
201094 Artus 150S/5000/60W/80	1454 x 76.9 x 73.9 ± 1mm	5000	6700	60W	112	110°
201095 Artus 150S/6500/60W/80	1454 x 76.9 x 73.9 ± 1mm	6500	6525	60W	109	110°
201048 Artus 60S/3000/8W/80/B	596 x 76.9 x 73.9 ± 1mm	3000	760	8W	95	110°
201049 Artus 60S/4000/8W/80/B	596 x 76.9 x 73.9 ± 1mm	4000	795	8W	100	110°

SKU SPECIFICATIONS

Product Code	Dimensions (mm)	CCT (K)	Lumens (lm)	Power (W)	Eff. (lm/watt)	Lens Angle (°)
CRI 80						
201050 Artus 60S/5000/8W/80/B	596 x 76.9 x 73.9 ± 1mm	5000	815	8W	102	110°
201051 Artus 60S/6500/8W/80/B	596 x 76.9 x 73.9 ± 1mm	6500	795	8W	100	110°
201052 Artus 60S/3000/15W/80/B	596 x 76.9 x 73.9 ± 1mm	3000	1305	15W	87	110°
201053 Artus 60S/4000/15W/80/B	596 x 76.9 x 73.9 ± 1mm	4000	1360	15W	91	110°
201054 Artus 60S/5000/15W/80/B	596 x 76.9 x 73.9 ± 1mm	5000	1400	15W	94	110°
201055 Artus 60S/6500/15W/80/B	596 x 76.9 x 73.9 ± 1mm	6500	1360	15W	91	110°
201056 Artus 120S/3000/15W/80/B	1168 x 76.9 x 73.9 ± 1mm	3000	1660	15W	111	110°
201057 Artus 120S/4000/15W/80/B	1168 x 76.9 x 73.9 ± 1mm	4000	1730	15W	116	110°
201058 Artus 120S/5000/15W/80/B	1168 x 76.9 x 73.9 ± 1mm	5000	1775	15W	119	110°
201059 Artus 120S/6500/15W/80/B	1168 x 76.9 x 73.9 ± 1mm	6500	1730	15W	116	110°
201060 Artus 120S/3000/25W/80/B	1168 x 76.9 x 73.9 ± 1mm	3000	2745	25W	110	110°
201061 Artus 120S/4000/25W/80/B	1168 x 76.9 x 73.9 ± 1mm	4000	2860	25W	115	110°
201062 Artus 120S/5000/25W/80/B	1168 x 76.9 x 73.9 ± 1mm	5000	2940	25W	118	110°
201063 Artus 120S/6500/25W/80/B	1168 x 76.9 x 73.9 ± 1mm	6500	2860	25W	115	110°
201064 Artus 120S/3000/32W/80/B	1168 x 76.9 x 73.9 ± 1mm	3000	3505	32W	110	110°
201065 Artus 120S/4000/32W/80/B	1168 x 76.9 x 73.9 ± 1mm	4000	3655	32W	115	110°
201066 Artus 120S/5000/32W/80/B	1168 x 76.9 x 73.9 ± 1mm	5000	3750	32W	118	110°
201067 Artus 120S/6500/32W/80/B	1168 x 76.9 x 73.9 ± 1mm	6500	3655	32W	115	110°
201068 Artus 120S/3000/38W/80/B	1168 x 76.9 x 73.9 ± 1mm	3000	4135	38W	109	110°
201069 Artus 120S/4000/38W/80/B	1168 x 76.9 x 73.9 ± 1mm	4000	4310	38W	114	110°
201070 Artus 120S/5000/38W/80/B	1168 x 76.9 x 73.9 ± 1mm	5000	4425	38W	117	110°
201071 Artus 120S/6500/38W/80/B	1168 x 76.9 x 73.9 ± 1mm	6500	4310	38W	114	110°
201072 Artus 120S/3000/50W/80/B	1168 x 76.9 x 73.9 ± 1mm	3000	5065	50W	102	110°
201073 Artus 120S/4000/50W/80/B	1168 x 76.9 x 73.9 ± 1mm	4000	5280	50W	106	110°
201074 Artus 120S/5000/50W/80/B	1168 x 76.9 x 73.9 ± 1mm	5000	5425	50W	109	110°
201075 Artus 120S/6500/50W/80/B	1168 x 76.9 x 73.9 ± 1mm	6500	5280	50W	106	110°
201076 Artus 150S/3000/23W/80/B	1454 x 76.9 x 73.9 ± 1mm	3000	2660	23W	116	110°
201077 Artus 150S/4000/23W/80/B	1454 x 76.9 x 73.9 ± 1mm	4000	2775	23W	121	110°
201078 Artus 150S/5000/23W/80/B	1454 x 76.9 x 73.9 ± 1mm	5000	2850	23W	124	110°
201079 Artus 150S/6500/23W/80/B	1454 x 76.9 x 73.9 ± 1mm	6500	2775	23W	121	110°
201080 Artus 150S/3000/33W/80/B	1454 x 76.9 x 73.9 ± 1mm	3000	3860	33W	117	110°
201081 Artus 150S/4000/33W/80/B	1454 x 76.9 x 73.9 ± 1mm	4000	4025	33W	122	110°
201082 Artus 150S/5000/33W/80/B	1454 x 76.9 x 73.9 ± 1mm	5000	4130	33W	126	110°
201083 Artus 150S/6500/33W/80/B	1454 x 76.9 x 73.9 ± 1mm	6500	4025	33W	122	110°
201084 Artus 150S/3000/37W/80/B	1454 x 76.9 x 73.9 ± 1mm	3000	4150	37W	113	110°
201085 Artus 150S/4000/37W/80/B	1454 x 76.9 x 73.9 ± 1mm	4000	4325	37W	117	110°
201086 Artus 150S/5000/37W/80/B	1454 x 76.9 x 73.9 ± 1mm	5000	4440	37W	120	110°
201087 Artus 150S/6500/37W/80/B	1454 x 76.9 x 73.9 ± 1mm	6500	4325	37W	117	110°
201088 Artus 150S/3000/50W/80/B	1454 x 76.9 x 73.9 ± 1mm	3000	5140	50W	103	110°
201089 Artus 150S/4000/50W/80/B	1454 x 76.9 x 73.9 ± 1mm	4000	5355	50W	108	110°
201090 Artus 150S/5000/50W/80/B	1454 x 76.9 x 73.9 ± 1mm	5000	5500	50W	110	110°
201091 Artus 150S/6500/50W/80/B	1454 x 76.9 x 73.9 ± 1mm	6500	5355	50W	108	110°
201092 Artus 150S/3000/60W/80/B	1454 x 76.9 x 73.9 ± 1mm	3000	6260	60W	105	110°
201093 Artus 150S/4000/60W/80/B	1454 x 76.9 x 73.9 ± 1mm	4000	6525	60W	109	110°
201094 Artus 150S/5000/60W/80/B	1454 x 76.9 x 73.9 ± 1mm	5000	6700	60W	112	110°
201095 Artus 150S/6500/60W/80/B	1454 x 76.9 x 73.9 ± 1mm	6500	6525	60W	109	110°

Technical specifications can be modified without prior notice. All information is property of Greentek Lighting.
The presentation picture is for information purposes only. Latest document update: December 4, 2017 3:59 PM. www.greentek.eu