



## Artus S

### SURFACE MOUNTED & SUSPENDED | ECO-DALI EM SERIES

Surface mounted luminaire with geometric form. They are discreet, with a pleasant design that harmonizes with a large number of spaces, including office spaces, meeting rooms and building entrances.

Artus S comes with particular technical specifications determined by various add-on and controls:

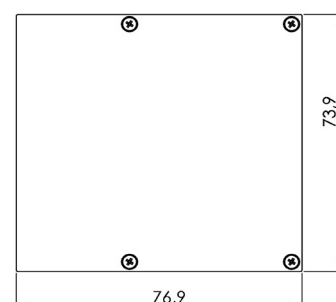
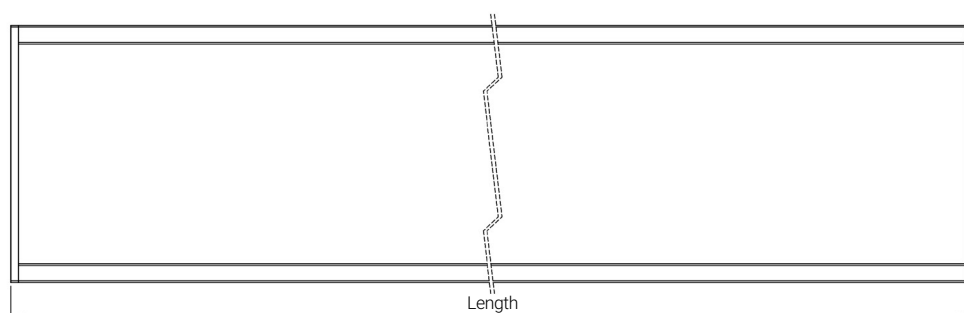
- Artus S TEC - standard specifications for office spaces
- Artus S TEC EM - with emergency kit
- Artus S ECO-DALI - with dimming
- Artus S ECO-DALI EM - with dimming and emergency options

### FEATURES & BENEFITS

- CRI 80 as standard
- 4 color temperatures: 3000K, 4000K, 5000K, 6500K
- Long rated life: L90/B10 @50.000h
- Luminaire efficiency: 122 lm/W @4000K
- With emergency kits of 1h and 3 h (EM series only)

### APPLICATION

Office | Healthcare | Hospitality | DIY



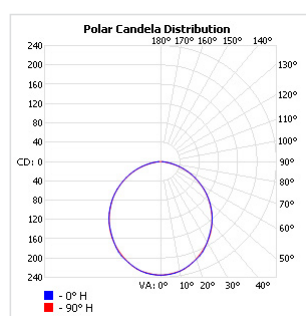
## SPECIFICATIONS

Power consumption	15W, 25W, 32W, 38W, 50W	23W, 33W, 37W, 50W, 60W
Dimensions	1168 x 76.9 x 73.9±1mm	1454 x 76.9 x 73.9±1mm
Weight	5.0 - 5.1 kg	5.9 - 6.0 kg
Housing materials	Aluminum & Polycarbonate	
IK code	IK04	
THD (at 230V, 50Hz, Full load)	<9%	
Protection class	Safety class 1	
Operating temperature [°C]	+5C...+45C/+41F...+113F	
Operating humidity [%]	10 ÷ 85	
Power factor	≥0.95	
AC Input [Vac]	220 - 240 VAC	
Lens angle [°]	110°	
Lifespan [h]	50,000	
Housing color	● Anodised grey ● Anodised black	
Lumen maintenance	L90/B10@50.000h at 25°C	
IP factor	IP40	
Control optional	ECO-DALI	
Warranty [years]	5	
Storage temperature range [°C]	+5...+25°C / +41F...+77F	
Emergency option	EM1H, EM3H	

Light application	Standard
CRI	CRI 80
CCT [K]	3000K/4000K/5000K/6500K
MacAdam	4

CRI - Color rendering, CCT - Color temperature, MacAdam - Color consistency

## LIGHT DISTRIBUTION



**RISK GROUP****RG1**

The evaluation of photobiological safety is carried out according to the standard IEC 62471:2008 ("Photobiological safety of lamps and lamp systems"). Following the definition of the risk grouping system of the mentioned IEC standard, the LEDs mounted on this family fall into the class "Low Risk (RG1 – No photobiological hazard under normal behavioral limitations)". Under real circumstances (regarding exposure time, pupils, observation distance), it is assumed that there is no endangerment to the eye from these devices. As a matter of principle, however, it should be mentioned that intense light sources have a high secondary exposure potential due to their blinding effect.

**TOLERANCES**

**Luminous flux tolerances:** -/+ 5%

**Consumption tolerance:** -/+ 5% for TEC | -/+ 10% for TEC & KIT EM | -/+ 10% for ECO-DALI | -/+ 15% for ECO-DALI & KIT EM

**BATTERY WARRANTY**

**TEC EM & ECO EM:** 12 months warranty

**TEC & ECO:** -

**MAXIMUM NO. OF LUMINAIRES ON A CIRCUIT**

Power	Driver type	Control type	Circuit Breaker Type						
			Amperage	B			C		
				20	16	10	20	16	10
< 50W		TEC		37	30	18	62	51	31
≥ 50W		TEC		37	30	18	62	51	31
< 80W		ECO		27	21	13	45	35	21

## SKU SPECIFICATIONS

Product Code	Dimensions (mm)	CCT (K)	Lumens (lm)	Power (W)	Eff. (lm/watt)	Lens Angle (°)
<b>CRI 80</b>						
201152 Artus 120S/3000/15W/80/EM1H	1168 x 76.9 x 73.9 ± 1mm	3000	1660	15W	111	110°
201153 Artus 120S/4000/15W/80/EM1H	1168 x 76.9 x 73.9 ± 1mm	4000	1730	15W	116	110°
201154 Artus 120S/5000/15W/80/EM1H	1168 x 76.9 x 73.9 ± 1mm	5000	1775	15W	119	110°
201155 Artus 120S/6500/15W/80/EM1H	1168 x 76.9 x 73.9 ± 1mm	6500	1730	15W	116	110°
201156 Artus 120S/3000/25W/80/EM1H	1168 x 76.9 x 73.9 ± 1mm	3000	2745	25W	110	110°
201157 Artus 120S/4000/25W/80/EM1H	1168 x 76.9 x 73.9 ± 1mm	4000	2860	25W	115	110°
201158 Artus 120S/5000/25W/80/EM1H	1168 x 76.9 x 73.9 ± 1mm	5000	2940	25W	118	110°
201159 Artus 120S/6500/25W/80/EM1H	1168 x 76.9 x 73.9 ± 1mm	6500	2860	25W	115	110°
201160 Artus 120S/3000/32W/80/EM1H	1168 x 76.9 x 73.9 ± 1mm	3000	3505	32W	110	110°
201161 Artus 120S/4000/32W/80/EM1H	1168 x 76.9 x 73.9 ± 1mm	4000	3655	32W	115	110°
201162 Artus 120S/5000/32W/80/EM1H	1168 x 76.9 x 73.9 ± 1mm	5000	3750	32W	118	110°
201163 Artus 120S/6500/32W/80/EM1H	1168 x 76.9 x 73.9 ± 1mm	6500	3655	32W	115	110°
201164 Artus 120S/3000/38W/80/EM1H	1168 x 76.9 x 73.9 ± 1mm	3000	4135	38W	109	110°
201165 Artus 120S/4000/38W/80/EM1H	1168 x 76.9 x 73.9 ± 1mm	4000	4310	38W	114	110°
201166 Artus 120S/5000/38W/80/EM1H	1168 x 76.9 x 73.9 ± 1mm	5000	4425	38W	117	110°
201167 Artus 120S/6500/38W/80/EM1H	1168 x 76.9 x 73.9 ± 1mm	6500	4310	38W	114	110°
201168 Artus 120S/3000/50W/80/EM1H	1168 x 76.9 x 73.9 ± 1mm	3000	5065	50W	102	110°
201169 Artus 120S/4000/50W/80/EM1H	1168 x 76.9 x 73.9 ± 1mm	4000	5280	50W	106	110°
201170 Artus 120S/5000/50W/80/EM1H	1168 x 76.9 x 73.9 ± 1mm	5000	5425	50W	109	110°
201171 Artus 120S/6500/50W/80/EM1H	1168 x 76.9 x 73.9 ± 1mm	6500	5280	50W	106	110°
201172 Artus 150S/3000/23W/80/EM1H	1454 x 76.9 x 73.9 ± 1mm	3000	2660	23W	116	110°
201173 Artus 150S/4000/23W/80/EM1H	1454 x 76.9 x 73.9 ± 1mm	4000	2775	23W	121	110°
201174 Artus 150S/5000/23W/80/EM1H	1454 x 76.9 x 73.9 ± 1mm	5000	2850	23W	124	110°
201175 Artus 150S/6500/23W/80/EM1H	1454 x 76.9 x 73.9 ± 1mm	6500	2775	23W	121	110°
201176 Artus 150S/3000/33W/80/EM1H	1454 x 76.9 x 73.9 ± 1mm	3000	3860	33W	117	110°
201177 Artus 150S/4000/33W/80/EM1H	1454 x 76.9 x 73.9 ± 1mm	4000	4025	33W	122	110°
201178 Artus 150S/5000/33W/80/EM1H	1454 x 76.9 x 73.9 ± 1mm	5000	4130	33W	126	110°
201179 Artus 150S/6500/33W/80/EM1H	1454 x 76.9 x 73.9 ± 1mm	6500	4025	33W	122	110°
201180 Artus 150S/3000/37W/80/EM1H	1454 x 76.9 x 73.9 ± 1mm	3000	4150	37W	113	110°
201181 Artus 150S/4000/37W/80/EM1H	1454 x 76.9 x 73.9 ± 1mm	4000	4325	37W	117	110°
201182 Artus 150S/5000/37W/80/EM1H	1454 x 76.9 x 73.9 ± 1mm	5000	4440	37W	120	110°
201183 Artus 150S/6500/37W/80/EM1H	1454 x 76.9 x 73.9 ± 1mm	6500	4325	37W	117	110°
201184 Artus 150S/3000/50W/80/EM1H	1454 x 76.9 x 73.9 ± 1mm	3000	5140	50W	103	110°
201185 Artus 150S/4000/50W/80/EM1H	1454 x 76.9 x 73.9 ± 1mm	4000	5355	50W	108	110°
201186 Artus 150S/5000/50W/80/EM1H	1454 x 76.9 x 73.9 ± 1mm	5000	5500	50W	110	110°
201187 Artus 150S/6500/50W/80/EM1H	1454 x 76.9 x 73.9 ± 1mm	6500	5355	50W	108	110°
201188 Artus 150S/3000/60W/80/EM1H	1454 x 76.9 x 73.9 ± 1mm	3000	6260	60W	105	110°
201189 Artus 150S/4000/60W/80/EM1H	1454 x 76.9 x 73.9 ± 1mm	4000	6525	60W	109	110°
201190 Artus 150S/5000/60W/80/EM1H	1454 x 76.9 x 73.9 ± 1mm	5000	6700	60W	112	110°
201191 Artus 150S/6500/60W/80/EM1H	1454 x 76.9 x 73.9 ± 1mm	6500	6525	60W	109	110°
201248 Artus 120S/3000/15W/80/EM3H	1168 x 76.9 x 73.9 ± 1mm	3000	1660	15W	111	110°
201249 Artus 120S/4000/15W/80/EM3H	1168 x 76.9 x 73.9 ± 1mm	4000	1730	15W	116	110°
201250 Artus 120S/5000/15W/80/EM3H	1168 x 76.9 x 73.9 ± 1mm	5000	1775	15W	119	110°
201251 Artus 120S/6500/15W/80/EM3H	1168 x 76.9 x 73.9 ± 1mm	6500	1730	15W	116	110°
201252 Artus 120S/3000/25W/80/EM3H	1168 x 76.9 x 73.9 ± 1mm	3000	2745	25W	110	110°
201253 Artus 120S/4000/25W/80/EM3H	1168 x 76.9 x 73.9 ± 1mm	4000	2860	25W	115	110°
201254 Artus 120S/5000/25W/80/EM3H	1168 x 76.9 x 73.9 ± 1mm	5000	2940	25W	118	110°
201255 Artus 120S/6500/25W/80/EM3H	1168 x 76.9 x 73.9 ± 1mm	6500	2860	25W	115	110°
201256 Artus 120S/3000/32W/80/EM3H	1168 x 76.9 x 73.9 ± 1mm	3000	3505	32W	110	110°
201257 Artus 120S/4000/32W/80/EM3H	1168 x 76.9 x 73.9 ± 1mm	4000	3655	32W	115	110°

## SKU SPECIFICATIONS

Product Code	Dimensions (mm)	CCT (K)	Lumens (lm)	Power (W)	Eff. (lm/watt)	Lens Angle (°)
<b>CRI 80</b>						
201258 Artus 120S/5000/32W/80/EM3H	1168 x 76.9 x 73.9 ± 1mm	5000	3750	32W	118	110°
201259 Artus 120S/6500/32W/80/EM3H	1168 x 76.9 x 73.9 ± 1mm	6500	3655	32W	115	110°
201260 Artus 120S/3000/38W/80/EM3H	1168 x 76.9 x 73.9 ± 1mm	3000	4135	38W	109	110°
201261 Artus 120S/4000/38W/80/EM3H	1168 x 76.9 x 73.9 ± 1mm	4000	4310	38W	114	110°
201262 Artus 120S/5000/38W/80/EM3H	1168 x 76.9 x 73.9 ± 1mm	5000	4425	38W	117	110°
201263 Artus 120S/6500/38W/80/EM3H	1168 x 76.9 x 73.9 ± 1mm	6500	4310	38W	114	110°
201264 Artus 120S/3000/50W/80/EM3H	1168 x 76.9 x 73.9 ± 1mm	3000	5065	50W	102	110°
201265 Artus 120S/4000/50W/80/EM3H	1168 x 76.9 x 73.9 ± 1mm	4000	5280	50W	106	110°
201266 Artus 120S/5000/50W/80/EM3H	1168 x 76.9 x 73.9 ± 1mm	5000	5425	50W	109	110°
201267 Artus 120S/6500/50W/80/EM3H	1168 x 76.9 x 73.9 ± 1mm	6500	5280	50W	106	110°
201268 Artus 150S/3000/23W/80/EM3H	1454 x 76.9 x 73.9 ± 1mm	3000	2660	23W	116	110°
201269 Artus 150S/4000/23W/80/EM3H	1454 x 76.9 x 73.9 ± 1mm	4000	2775	23W	121	110°
201270 Artus 150S/5000/23W/80/EM3H	1454 x 76.9 x 73.9 ± 1mm	5000	2850	23W	124	110°
201271 Artus 150S/6500/23W/80/EM3H	1454 x 76.9 x 73.9 ± 1mm	6500	2775	23W	121	110°
201272 Artus 150S/3000/33W/80/EM3H	1454 x 76.9 x 73.9 ± 1mm	3000	3860	33W	117	110°
201273 Artus 150S/4000/33W/80/EM3H	1454 x 76.9 x 73.9 ± 1mm	4000	4025	33W	122	110°
201274 Artus 150S/5000/33W/80/EM3H	1454 x 76.9 x 73.9 ± 1mm	5000	4130	33W	126	110°
201275 Artus 150S/6500/33W/80/EM3H	1454 x 76.9 x 73.9 ± 1mm	6500	4025	33W	122	110°
201276 Artus 150S/3000/37W/80/EM3H	1454 x 76.9 x 73.9 ± 1mm	3000	4150	37W	113	110°
201277 Artus 150S/4000/37W/80/EM3H	1454 x 76.9 x 73.9 ± 1mm	4000	4325	37W	117	110°
201278 Artus 150S/5000/37W/80/EM3H	1454 x 76.9 x 73.9 ± 1mm	5000	4440	37W	120	110°
201279 Artus 150S/6500/37W/80/EM3H	1454 x 76.9 x 73.9 ± 1mm	6500	4325	37W	117	110°
201280 Artus 150S/3000/50W/80/EM3H	1454 x 76.9 x 73.9 ± 1mm	3000	5140	50W	103	110°
201281 Artus 150S/4000/50W/80/EM3H	1454 x 76.9 x 73.9 ± 1mm	4000	5355	50W	108	110°
201282 Artus 150S/5000/50W/80/EM3H	1454 x 76.9 x 73.9 ± 1mm	5000	5500	50W	110	110°
201283 Artus 150S/6500/50W/80/EM3H	1454 x 76.9 x 73.9 ± 1mm	6500	5355	50W	108	110°
201284 Artus 150S/3000/60W/80/EM3H	1454 x 76.9 x 73.9 ± 1mm	3000	6260	60W	105	110°
201285 Artus 150S/4000/60W/80/EM3H	1454 x 76.9 x 73.9 ± 1mm	4000	6525	60W	109	110°
201286 Artus 150S/5000/60W/80/EM3H	1454 x 76.9 x 73.9 ± 1mm	5000	6700	60W	112	110°
201287 Artus 150S/6500/60W/80/EM3H	1454 x 76.9 x 73.9 ± 1mm	6500	6525	60W	109	110°
201152 Artus 120S/3000/15W/80/EM1H/B	1168 x 76.9 x 73.9 ± 1mm	3000	1660	15W	111	110°
201153 Artus 120S/4000/15W/80/EM1H/B	1168 x 76.9 x 73.9 ± 1mm	4000	1730	15W	116	110°
201154 Artus 120S/5000/15W/80/EM1H/B	1168 x 76.9 x 73.9 ± 1mm	5000	1775	15W	119	110°
201155 Artus 120S/6500/15W/80/EM1H/B	1168 x 76.9 x 73.9 ± 1mm	6500	1730	15W	116	110°
201156 Artus 120S/3000/25W/80/EM1H/B	1168 x 76.9 x 73.9 ± 1mm	3000	2745	25W	110	110°
201157 Artus 120S/4000/25W/80/EM1H/B	1168 x 76.9 x 73.9 ± 1mm	4000	2860	25W	115	110°
201158 Artus 120S/5000/25W/80/EM1H/B	1168 x 76.9 x 73.9 ± 1mm	5000	2940	25W	118	110°
201159 Artus 120S/6500/25W/80/EM1H/B	1168 x 76.9 x 73.9 ± 1mm	6500	2860	25W	115	110°
201160 Artus 120S/3000/32W/80/EM1H/B	1168 x 76.9 x 73.9 ± 1mm	3000	3505	32W	110	110°
201161 Artus 120S/4000/32W/80/EM1H/B	1168 x 76.9 x 73.9 ± 1mm	4000	3655	32W	115	110°
201162 Artus 120S/5000/32W/80/EM1H/B	1168 x 76.9 x 73.9 ± 1mm	5000	3750	32W	118	110°
201163 Artus 120S/6500/32W/80/EM1H/B	1168 x 76.9 x 73.9 ± 1mm	6500	3655	32W	115	110°
201164 Artus 120S/3000/38W/80/EM1H/B	1168 x 76.9 x 73.9 ± 1mm	3000	4135	38W	109	110°
201165 Artus 120S/4000/38W/80/EM1H/B	1168 x 76.9 x 73.9 ± 1mm	4000	4310	38W	114	110°
201166 Artus 120S/5000/38W/80/EM1H/B	1168 x 76.9 x 73.9 ± 1mm	5000	4425	38W	117	110°
201167 Artus 120S/6500/38W/80/EM1H/B	1168 x 76.9 x 73.9 ± 1mm	6500	4310	38W	114	110°
201168 Artus 120S/3000/50W/80/EM1H/B	1168 x 76.9 x 73.9 ± 1mm	3000	5065	50W	102	110°
201169 Artus 120S/4000/50W/80/EM1H/B	1168 x 76.9 x 73.9 ± 1mm	4000	5280	50W	106	110°
201170 Artus 120S/5000/50W/80/EM1H/B	1168 x 76.9 x 73.9 ± 1mm	5000	5425	50W	109	110°
201171 Artus 120S/6500/50W/80/EM1H/B	1168 x 76.9 x 73.9 ± 1mm	6500	5280	50W	106	110°

## SKU SPECIFICATIONS

Product Code	Dimensions (mm)	CCT (K)	Lumens (lm)	Power (W)	Eff. (lm/watt)	Lens Angle (°)
<b>CRI 80</b>						
201172 Artus 150S/3000/23W/80/EM1H/B	1454 x 76.9 x 73.9 ± 1mm	3000	2660	23W	116	110°
201173 Artus 150S/4000/23W/80/EM1H/B	1454 x 76.9 x 73.9 ± 1mm	4000	2775	23W	121	110°
201174 Artus 150S/5000/23W/80/EM1H/B	1454 x 76.9 x 73.9 ± 1mm	5000	2850	23W	124	110°
201175 Artus 150S/6500/23W/80/EM1H/B	1454 x 76.9 x 73.9 ± 1mm	6500	2775	23W	121	110°
201176 Artus 150S/3000/33W/80/EM1H/B	1454 x 76.9 x 73.9 ± 1mm	3000	3860	33W	117	110°
201177 Artus 150S/4000/33W/80/EM1H/B	1454 x 76.9 x 73.9 ± 1mm	4000	4025	33W	122	110°
201178 Artus 150S/5000/33W/80/EM1H/B	1454 x 76.9 x 73.9 ± 1mm	5000	4130	33W	126	110°
201179 Artus 150S/6500/33W/80/EM1H/B	1454 x 76.9 x 73.9 ± 1mm	6500	4025	33W	122	110°
201180 Artus 150S/3000/37W/80/EM1H/B	1454 x 76.9 x 73.9 ± 1mm	3000	4150	37W	113	110°
201181 Artus 150S/4000/37W/80/EM1H/B	1454 x 76.9 x 73.9 ± 1mm	4000	4325	37W	117	110°
201182 Artus 150S/5000/37W/80/EM1H/B	1454 x 76.9 x 73.9 ± 1mm	5000	4440	37W	120	110°
201183 Artus 150S/6500/37W/80/EM1H/B	1454 x 76.9 x 73.9 ± 1mm	6500	4325	37W	117	110°
201184 Artus 150S/3000/50W/80/EM1H/B	1454 x 76.9 x 73.9 ± 1mm	3000	5140	50W	103	110°
201185 Artus 150S/4000/50W/80/EM1H/B	1454 x 76.9 x 73.9 ± 1mm	4000	5355	50W	108	110°
201186 Artus 150S/5000/50W/80/EM1H/B	1454 x 76.9 x 73.9 ± 1mm	5000	5500	50W	110	110°
201187 Artus 150S/6500/50W/80/EM1H/B	1454 x 76.9 x 73.9 ± 1mm	6500	5355	50W	108	110°
201188 Artus 150S/3000/60W/80/EM1H/B	1454 x 76.9 x 73.9 ± 1mm	3000	6260	60W	105	110°
201189 Artus 150S/4000/60W/80/EM1H/B	1454 x 76.9 x 73.9 ± 1mm	4000	6525	60W	109	110°
201190 Artus 150S/5000/60W/80/EM1H/B	1454 x 76.9 x 73.9 ± 1mm	5000	6700	60W	112	110°
201191 Artus 150S/6500/60W/80/EM1H/B	1454 x 76.9 x 73.9 ± 1mm	6500	6525	60W	109	110°
201248 Artus 120S/3000/15W/80/EM3H/B	1168 x 76.9 x 73.9 ± 1mm	3000	1660	15W	111	110°
201249 Artus 120S/4000/15W/80/EM3H/B	1168 x 76.9 x 73.9 ± 1mm	4000	1730	15W	116	110°
201250 Artus 120S/5000/15W/80/EM3H/B	1168 x 76.9 x 73.9 ± 1mm	5000	1775	15W	119	110°
201251 Artus 120S/6500/15W/80/EM3H/B	1168 x 76.9 x 73.9 ± 1mm	6500	1730	15W	116	110°
201252 Artus 120S/3000/25W/80/EM3H/B	1168 x 76.9 x 73.9 ± 1mm	3000	2745	25W	110	110°
201253 Artus 120S/4000/25W/80/EM3H/B	1168 x 76.9 x 73.9 ± 1mm	4000	2860	25W	115	110°
201254 Artus 120S/5000/25W/80/EM3H/B	1168 x 76.9 x 73.9 ± 1mm	5000	2940	25W	118	110°
201255 Artus 120S/6500/25W/80/EM3H/B	1168 x 76.9 x 73.9 ± 1mm	6500	2860	25W	115	110°
201256 Artus 120S/3000/32W/80/EM3H/B	1168 x 76.9 x 73.9 ± 1mm	3000	3505	32W	110	110°
201257 Artus 120S/4000/32W/80/EM3H/B	1168 x 76.9 x 73.9 ± 1mm	4000	3655	32W	115	110°
201258 Artus 120S/5000/32W/80/EM3H/B	1168 x 76.9 x 73.9 ± 1mm	5000	3750	32W	118	110°
201259 Artus 120S/6500/32W/80/EM3H/B	1168 x 76.9 x 73.9 ± 1mm	6500	3655	32W	115	110°
201260 Artus 120S/3000/38W/80/EM3H/B	1168 x 76.9 x 73.9 ± 1mm	3000	4135	38W	109	110°
201261 Artus 120S/4000/38W/80/EM3H/B	1168 x 76.9 x 73.9 ± 1mm	4000	4310	38W	114	110°
201262 Artus 120S/5000/38W/80/EM3H/B	1168 x 76.9 x 73.9 ± 1mm	5000	4425	38W	117	110°
201263 Artus 120S/6500/38W/80/EM3H/B	1168 x 76.9 x 73.9 ± 1mm	6500	4310	38W	114	110°
201264 Artus 120S/3000/50W/80/EM3H/B	1168 x 76.9 x 73.9 ± 1mm	3000	5065	50W	102	110°
201265 Artus 120S/4000/50W/80/EM3H/B	1168 x 76.9 x 73.9 ± 1mm	4000	5280	50W	106	110°
201266 Artus 120S/5000/50W/80/EM3H/B	1168 x 76.9 x 73.9 ± 1mm	5000	5425	50W	109	110°
201267 Artus 120S/6500/50W/80/EM3H/B	1168 x 76.9 x 73.9 ± 1mm	6500	5280	50W	106	110°
201268 Artus 150S/3000/23W/80/EM3H/B	1454 x 76.9 x 73.9 ± 1mm	3000	2660	23W	116	110°
201269 Artus 150S/4000/23W/80/EM3H/B	1454 x 76.9 x 73.9 ± 1mm	4000	2775	23W	121	110°
201270 Artus 150S/5000/23W/80/EM3H/B	1454 x 76.9 x 73.9 ± 1mm	5000	2850	23W	124	110°
201271 Artus 150S/6500/23W/80/EM3H/B	1454 x 76.9 x 73.9 ± 1mm	6500	2775	23W	121	110°
201272 Artus 150S/3000/33W/80/EM3H/B	1454 x 76.9 x 73.9 ± 1mm	3000	3860	33W	117	110°
201273 Artus 150S/4000/33W/80/EM3H/B	1454 x 76.9 x 73.9 ± 1mm	4000	4025	33W	122	110°
201274 Artus 150S/5000/33W/80/EM3H/B	1454 x 76.9 x 73.9 ± 1mm	5000	4130	33W	126	110°
201275 Artus 150S/6500/33W/80/EM3H/B	1454 x 76.9 x 73.9 ± 1mm	6500	4025	33W	122	110°
201276 Artus 150S/3000/37W/80/EM3H/B	1454 x 76.9 x 73.9 ± 1mm	3000	4150	37W	113	110°
201277 Artus 150S/4000/37W/80/EM3H/B	1454 x 76.9 x 73.9 ± 1mm	4000	4325	37W	117	110°

## SKU SPECIFICATIONS

Product Code	Dimensions (mm)	CCT (K)	Lumens (lm)	Power (W)	Eff. (lm/watt)	Lens Angle (°)
<b>CRI 80</b>						
201278 Artus 150S/5000/37W/80/EM3H/B	1454 x 76.9 x 73.9 ± 1mm	5000	4440	37W	120	110°
201279 Artus 150S/6500/37W/80/EM3H/B	1454 x 76.9 x 73.9 ± 1mm	6500	4325	37W	117	110°
201280 Artus 150S/3000/50W/80/EM3H/B	1454 x 76.9 x 73.9 ± 1mm	3000	5140	50W	103	110°
201281 Artus 150S/4000/50W/80/EM3H/B	1454 x 76.9 x 73.9 ± 1mm	4000	5355	50W	108	110°
201282 Artus 150S/5000/50W/80/EM3H/B	1454 x 76.9 x 73.9 ± 1mm	5000	5500	50W	110	110°
201283 Artus 150S/6500/50W/80/EM3H/B	1454 x 76.9 x 73.9 ± 1mm	6500	5355	50W	108	110°
201284 Artus 150S/3000/60W/80/EM3H/B	1454 x 76.9 x 73.9 ± 1mm	3000	6260	60W	105	110°
201285 Artus 150S/4000/60W/80/EM3H/B	1454 x 76.9 x 73.9 ± 1mm	4000	6525	60W	109	110°
201286 Artus 150S/5000/60W/80/EM3H/B	1454 x 76.9 x 73.9 ± 1mm	5000	6700	60W	112	110°
201287 Artus 150S/6500/60W/80/EM3H/B	1454 x 76.9 x 73.9 ± 1mm	6500	6525	60W	109	110°